

Portable exhibits at a glance

Our portable science exhibits are designed to extend the reach of our hands-on science centre and encourage active, discovery-based learning. They are a great way to bring exciting science to schools and colleges that may find it difficult to visit us, providing the opportunity to explore intriguing scientific phenomenon in the classroom and develop observational and critical thinking skills.

The Portables can be used in many different ways or environments and with a variety of audiences - all that is required is a table and for some, access to a mains electricity supply.

There are 14 to choose from and a set of 8 fits easily into the boot of a car.

To find out more or to make a booking please email portables@wethecurious.org

Air Stream

Investigate forces, pressure and aerodynamics by hovering balls over an air vent.

Requires mains power



Pump it Up

Pumped water is released from a reservoir to move a turbine. Ideal for studying gravitational potential energy and hydroelectric dams by investigating the effect of changing water height.




Under Pressure

Pump air into a chamber. Release the pressure and propel a ball into the air.



Look at Light


A light box and variety of Perspex blocks (including prisms) help students understand how light travels through different shaped materials. Great introduction into reflection and refraction. *Requires mains power*



Seeing Sound

Vibrate a string and observe standing waves. Frequency and the length of the string can be adjusted.


Requires mains power



Seeing Stress

Stretch and squeeze different shapes under polarised light to see points of stress. Learn about how forces are distributed and the performance and suitability of different materials.


Requires mains power



Size Matters

Digital sorting game. Arrange objects in order of size, from the biggest to the smallest things in the Universe. A great introduction to powers of ten.

Requires mains power



Food Fuel

Compare the energy in different foods with the energy used when doing different activities.




It's a Drag

Watch balls move through liquids of varying thickness. Great for investigating viscosity and forces.



Moving Magnets

Drop a magnet down tubes made of different materials. Watch as some of the tubes appear to make the magnet fall in slow motion. Think about electrical conductors, electric and magnetic fields.



Future Fuels


Produce hydrogen and oxygen gas by electrolysis. Ignite the gases and propel a ball at speed. Learn about how hydrogen is a clean and potentially plentiful fuel source.

Requires mains power



Store It

Investigate electricity using a hand generator, a capacitor and light bulbs.



Reflect It

Use moveable mirrors and a laser beam to discover more about light, lasers and reflection.

Requires mains power



Hot or Cold

Place different materials on hot and cold plates to learn about conduction and insulation. Comes with thermochromic tiles to visualise temperature changes and a range of test materials.

Requires mains power

